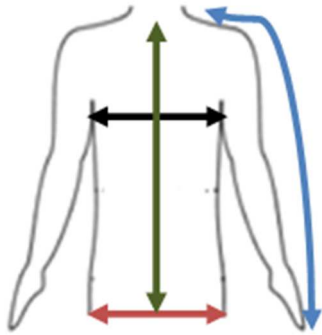




THERE'S POWER IN NUMBERS

UNISEX LONG SLEEVED JERSEY (inches)



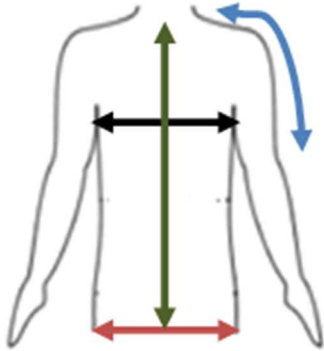
	XS	S	M	L	XL	2XL
COLLAR-BOTTOM	25	26.5	27.5	30	31	32
BOTTOM BAND WIDTH	15.5	16	16.5	17	18	19
SLEEVE LENGTH	30	31	32	33	34	34.5
CHEST	18	19	20	20.5	21.5	22






THERE'S POWER IN NUMBERS

UNISEX SHORT SLEEVED JERSEY (inches)



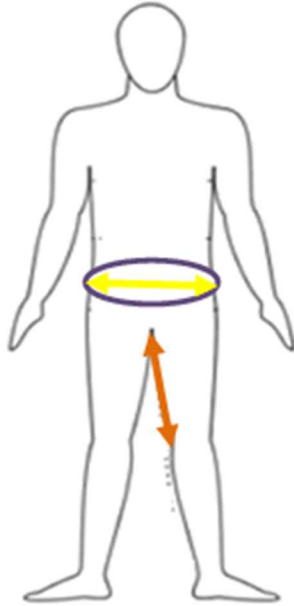
	XS	S	M	L	XL	2XL
COLLAR-BOTTOM	24	26.5	27.5	28	29.5	30
BOTTOM BAND WIDTH	14.5	15	15.5	16.5	17.5	18.5
SLEEVE LENGTH	13	14	15	16	16	16
CHEST	16.5	18	19	19.5	21.5	22





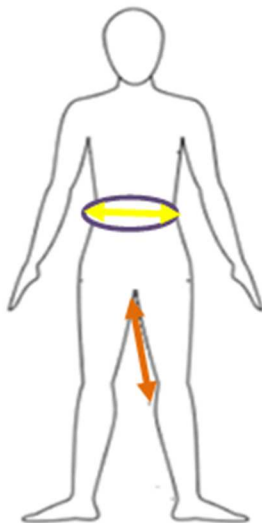
THERE'S POWER IN NUMBERS

MENS SHORT'S (inches)



	XS	S	M	L	XL	2XL
INSEAM	7	7.5	8	9	9	9.5
WAIST BAND (un stretched)	11	11.5	12	13	14.5	15
WAIST	28-29	30-31	32-33	34-35	36-38	39-41

WOMENS SHORT'S (inches)



	XS	S	M	L	XL	2XL
SIZE	2-4	6	8	10	12	14
INSEAM	7	7.5	8	9	9	9.5
WAIST BAND (un stretched)	11	11.5	12	13	14.5	15
WAIST	21-22	23-34	25-26	27-28	29-30	31-32